

#### DAVID MORAGA

I'm a Graphic Designer with a clean and minimal design style. I graduated from the Visual Communications Program at Chemeketa Community College with an Associates of Applied Science Degree in Graphic Design. Creatively, I'm continuously learning and expanding my artistic capabilities. As an artist and graphic designer I believe in pushing the boundaries of my creative mind and in doing so new hidden talents are discovered.



# PACKAGE DESIGN





The goal for this project was to create a logo and a package design. I chose to make a package for Keto Bombs. The red x demonstrates power and strength, the color red is also easily visible to the consumer. To highlight the product dynamism, I photographed the product at an angle.

Photoshop | InDesign | Illustrator | Photography







BEER  
LABEL



The objective for this project was to design a beer label for Craftwork Brewing Co. I chose to customize the typography in order to give an expressive look that connects more with the local community. I placed some texture to make the background more lively. The fruit was placed in the center to make it easier for the consumer to discern the different flavors.

Photoshop | InDesign | Illustrator







# ALBUM COVER







This band is very expressive and eccentric. I created this album cover with the band's creative vibe in mind. For Blastfemme's international tour I wanted to emphasize an "out of the world" feel through photo composites. Using open source from Pixabay I searched through many images. I used Photoshop to carefully crop out elements from each image and extensive made color adjustments in order to create a seamless composite.

Photoshop | InDesign











BOOK  
COVER



I had the great opportunity to create a book cover for the Chemeke-ta Press. After reading the book I noticed how John Muir wrote very descriptively and would focus on one element at a time. I wanted to bring that same feeling to the public by photographing a sugar pine cone and placing it on the cover for the readers to admire the beautiful texture and epic size.

Photoshop | InDesign | Photography







**LIBRARY**  
LOGO





This logo design was a project for the Mt. Angel public library. I chose to use a typeface that would make the public feel welcomed. It was designed to match the aesthetics of the building and connect with the local community. I was inspired by the landscape and decided to make a design that resembled the mountain view of Mt. Angel. The color palette was chosen carefully to compliment the public library of Mt. Angel.

InDesign | Illustrator







# SCHOOL LOGO




The goal for this logo was to demonstrate a diverse community coming together at a center point. The four rectangle shapes represent the diverse community at Chemeketa. The circle represents the support, dependability and safety net that the Math Hub will provide for students who are intimidated by math. I was inspired by the round tables located inside the Math Hub center.

InDesign | Illustrator







# RESTAURANT LOGO





This project focus was to design a logo for a burger restaurant. I wanted to create a logo that would represent a gourmet style eatery. I did this by creating the illusion of the cheese melting over the sides to give the burger a dynamic appearance. The typography is a combination of light weight and bold type to highlight the restaurants elevated style.

InDesign | Illustrator







# PROMOTIONAL POSTER



The goal for this project was to compose a promotional poster for a local book store. I wanted to demonstrate the power of imagination and by doing so I came up with a fairytale concept and composed a fantasy image. I wanted to create a book sale poster that had more than just books in it, something fun and playful.

Photoshop | InDesign











# PHOTO COMPOSITE





Photo composites are one of my most favorite types of work to do. I enjoy creating surreal environments using ordinary photos. Using open source images from pixabay I gather multiple images that catch my interest depending on the concept I am working to create. I choose elements from each photo to piece together creating a new fun and dynamic image.

Photoshop

